

# Today Markets

## Account Setup Guide

## Today Markets – Account Setup Guide


### Welcome to Today Markets!

We're excited to have you on board. This step-by-step guide will help you set up your trading account quickly and easily so you can start trading CFDs across forex, indices, commodities, shares, and more.

---

#### **Step 1: Register Your Account**

1. **Visit** our official website: [www.todaymarkets.com](http://www.todaymarkets.com)
2. Click the **“Open Live Account”** or **“Sign Up”** button.
3. Fill out the online registration form:
  - Full Name (as per your ID)
  - Email Address
  - Mobile Number
  - Country of Residence
  - Create a secure password
4. Agree to our **Terms & Conditions** and **Privacy Policy**
5. Click **“Create Account”**

 You will receive a confirmation email — click the link to verify your email address.


---

#### **Step 2: Verify Your Identity (KYC Process)**

To comply with international regulations, we must verify your identity before you can start trading.

1. Log in to your Today Markets dashboard
2. Navigate to **“Account Verification”**
3. Upload the following documents:
  - **Proof of Identity:** Valid passport, national ID card, or driver’s license

- **Proof of Address:** Recent utility bill or bank statement (dated within the last 3 months)
- 4. Our compliance team will review your documents, typically within 24–48 hours.
- 5. You'll receive an email once your account is fully verified.


 *Your information is secure and encrypted in compliance with global data protection standards.*

---

### **Step 3: Fund Your Account**

Once verified, you can make your first deposit to start trading.

1. Log in and click **“Deposit”**
2. Choose your preferred payment method:
  - Bank Transfer
  - Credit/Debit Card
  - E-wallets (Skrill, Neteller, etc.)
  - Cryptocurrency (if available)
3. Select your account currency (USD, EUR, GBP, etc.)
4. Enter the amount and confirm the transaction


 *Minimum deposit requirements may vary depending on the account type you choose.*

---

### **Step 4: Access the Trading Platform**

Today Markets supports multiple trading platforms, including **MetaTrader 4 (MT4)** and **WebTrader**.

1. Download MT4 for desktop or mobile, or launch **WebTrader** from your dashboard.
2. Log in with your trading account credentials (provided after account approval).
3. Familiarize yourself with the platform layout and features.
4. Begin exploring the markets, analyzing charts, and placing trades.

 *Tip: Practice using a demo account before going live to build your strategy and confidence.*

---

### **Optional: Customize Your Account**


- Set up **two-factor authentication (2FA)** for added security
    - Enable **notifications and alerts** for trade activity
  - Choose your **preferred leverage** and account type
    - Link additional wallets or payment methods
- 

### **Need Help?**

Our support team is here for you 24/5.

 Email: [support@todaymarkets.com](mailto:support@todaymarkets.com)

 Live Chat: Available on the website

 Phone: 00353 1 5666 640

---

### **You're Ready to Trade!**

With your account set up and verified, you're now ready to explore the global CFD markets with confidence. Remember, trading involves risk — always trade responsibly and consider using a demo account if you're just getting started.